

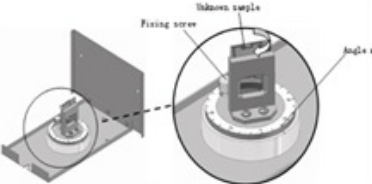
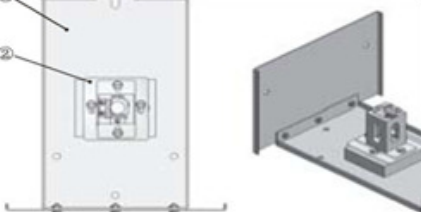
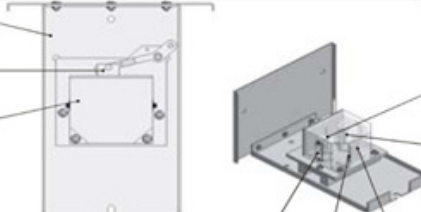
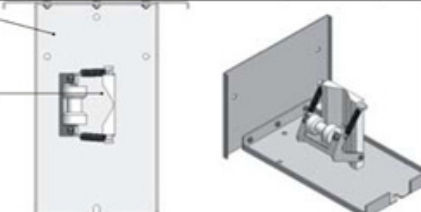
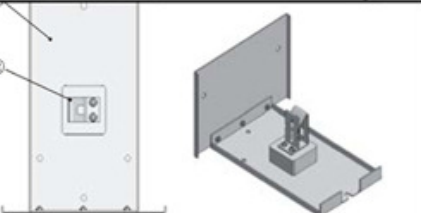

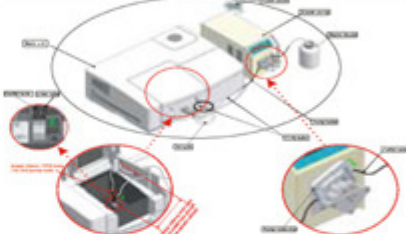

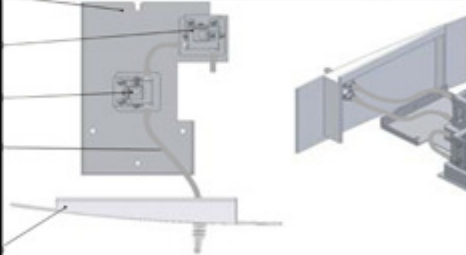



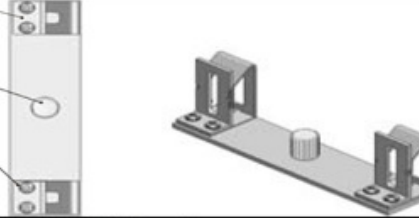
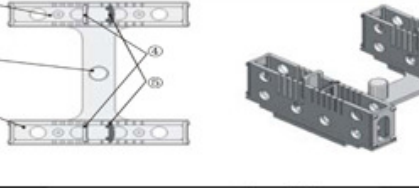
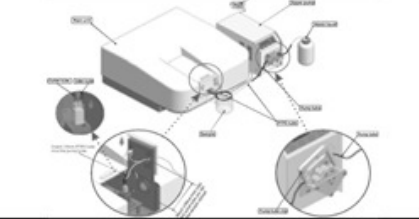

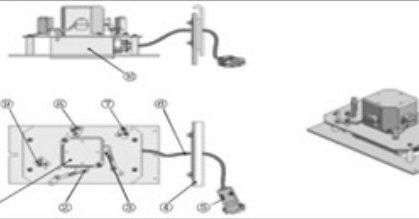

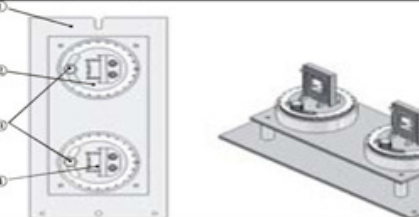
OPTIONAL ITEMS FOR 2700 & 2800 ACCESSORIES

Description	Part Number	Image
Universal 5 Position 5-50mm Path Length Motorised Cell Holder	5C-7700	
5 Position 10mm Constant Temperature Cell Changer	5CT-2700	
Adjustable Angle Solid Sample Holder	AA-2700	
Micro Cell Holder	MC-2700	
Specular Reflection Accessory	SR-2700	
Variable 13-16mm Test Tube Holder	VT-13-16-2700	
Solid Sample Holder	SSH-2700	

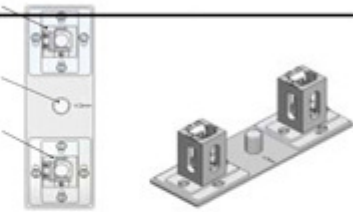
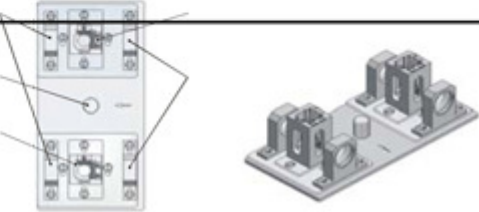
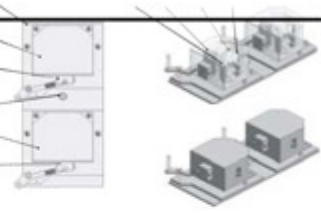
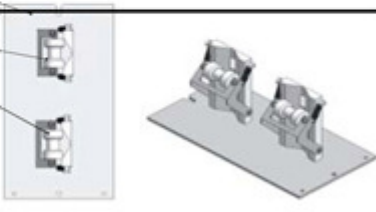
OPTIONAL ITEMS FOR 2950 & 2960 & 3000 & 3200 Accessories

Description	Part Number	Image
Peltier System	PS-2950	
Sipper Pump Accessory	SP-2950	
Universal 5 Position 5-50mm Path Length Motorised Cell Holder	UP-2950	
2 Position 10mm Constant Temperature Cell Holder	CT2-2950	
Universal 5 Position 5-50mm Path Length Cell Holder	CT5-2950	

OPTIONAL ITEMS FOR 3500 Accessories

Description	Part Number	Image
Solid Sample Holder	SSH-3500	 <p>Technical drawing showing a side view of the Solid Sample Holder (SSH-3500) and an exploded view of its components, including a base plate and two vertical supports.</p>
Universal 5-100mm Path Length Cell Holder (Sample and Reference)	U5-3500	 <p>Technical drawing showing a side view of the Universal 5-100mm Path Length Cell Holder (U5-3500) and an exploded view of its components, including a base plate and two vertical supports.</p>
Sipper Pump Accessory	SP-3500	 <p>Exploded view diagram of the Sipper Pump Accessory (SP-3500) showing various components like the pump head, tubing, and reservoir.</p>
Manual 8 Position Cell Holder (Fixed Reference)	MP-3500	 <p>Photograph of the Manual 8 Position Cell Holder (MP-3500), a rectangular metal component with a central slot and a handle.</p>
Integrating Sphere	IS-3500	 <p>Technical drawing showing a side view of the Integrating Sphere (IS-3500) and an exploded view of its components, including a base plate and a vertical support.</p>
Fixed Position 10mm Constant Temperature Cell Holder	FP-3500	 <p>Technical drawing showing a side view of the Fixed Position 10mm Constant Temperature Cell Holder (FP-3500) and an exploded view of its components, including a base plate and a vertical support.</p>
Adjustable Angle Solid Sample Holder	AAS-3500	 <p>Technical drawing showing a side view of the Adjustable Angle Solid Sample Holder (AAS-3500) and an exploded view of its components, including a base plate and two vertical supports.</p>

OPTIONAL ITEMS FOR 3500 Accessories

Description	Part Number	
Micro Cell Holder	MC-3500	 <p>Technical drawings and 3D model of the Micro Cell Holder (MC-3500). The drawings show a front view with two circular ports and a 3D perspective view of the component on a PCB.</p>
Ultra Micro Cell Holder	MM-3500	 <p>Technical drawings and 3D model of the Ultra Micro Cell Holder (MM-3500). The drawings show a front view with two circular ports and a 3D perspective view of the component on a PCB.</p>
Specula Reflectance Accessory	SR-3500	 <p>Technical drawings and 3D model of the Specula Reflectance Accessory (SR-3500). The drawings show a front view with two circular ports and a 3D perspective view of the component on a PCB.</p>
Variable 13-16mm Test Tube Holder	VT-3500	 <p>Technical drawings and 3D model of the Variable 13-16mm Test Tube Holder (VT-3500). The drawings show a front view with two circular ports and a 3D perspective view of the component on a PCB.</p>